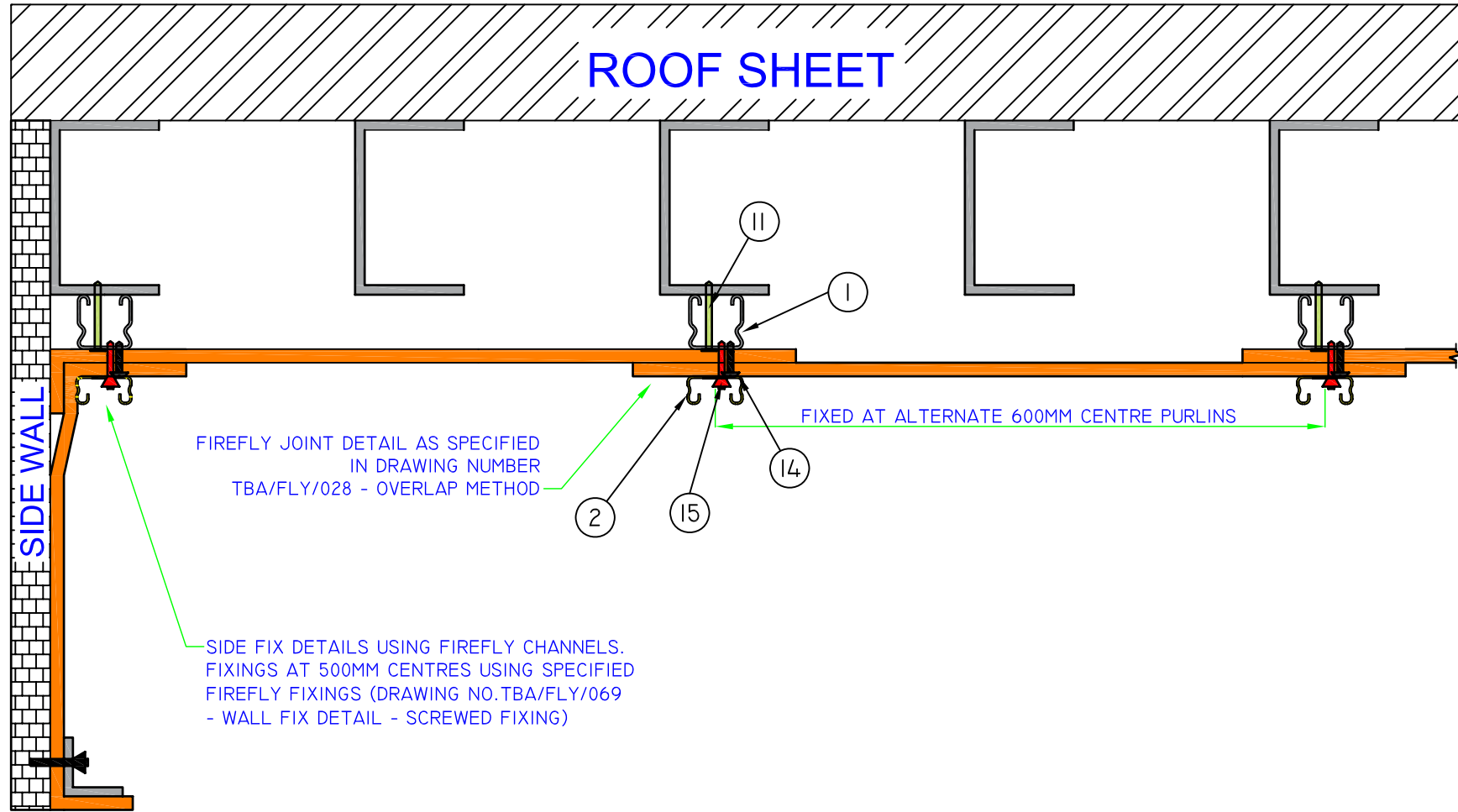




**Passive Fire
Protection**

**Installation Drawing Catalogue
Issue 3**

VERTICAL FIREFLY VULCAN FOR 1 HOUR - VERTICAL FIREFLY PLUS60 FOR 2 HOURS TO EXTEND A MINIMUM OF 1.5 METRES FROM THE FIRE WALL IN BOTH DIRECTIONS AND TO EXTEND FROM HORIZONTAL FIREFLY TO FLOOR



FIREFLY JOINT DETAIL AS SPECIFIED IN DRAWING NUMBER TBA/FLY/028 - OVERLAP METHOD

SIDE FIX DETAILS USING FIREFLY CHANNELS. FIXINGS AT 500MM CENTRES USING SPECIFIED FIREFLY FIXINGS (DRAWING NO.TBA/FLY/069 - WALL FIX DETAIL - SCREWED FIXING)

**FIREFLY VULCAN FOR 1 HOUR INTEGRITY - 15 MINUTE INSULATION.
 FIREFLY PLUS 60 FOR 2 HOURS INTEGRITY - 30 MINUTE INSULATION.
 FIREFLY BARRIERS ARE SYSTEM PRODUCTS WHICH INCLUDE THE SUPPORTING METAL ELEMENTS.**



ISSUE	DESCRIPTION
A	NEW DRAWING

ALL RIGHTS RESERVED, NO PART OF THIS DRAWING MAY BE USED, REPRODUCED, ALTERED, STORED IN A RETRIEVAL SYSTEM OR TRANSMITTED IN ANY FORM OR BY ANY MEANS WITHOUT THE PRIOR WRITTEN PERMISSION OF TBA TEXTILES LIMITED. COPYRIGHT 2008.

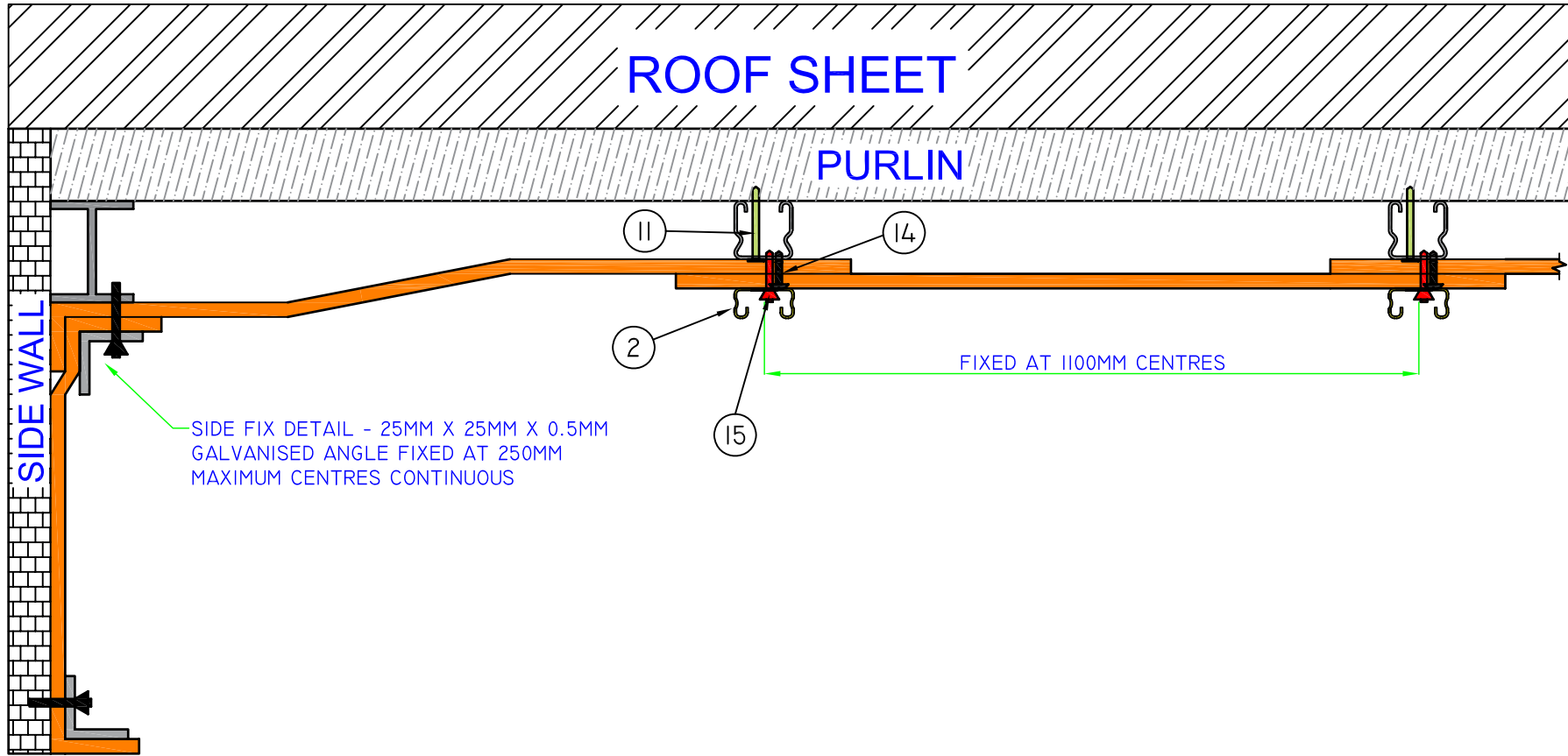


TBA TEXTILES LIMITED
 Unit 3
 Transpennine Trading Estate
 Gorrells Way, Rochdale
 OL11 2PX
 Tel: +44 (0)1706 758817
 Fax: +44 (0)1706 750256
 www.tbafirefly.co.uk

DRAWN:	SNC
CHECKED:	MT
APPROVED:	VF
SCALE:	NTS
DATE:	22/10/10

TITLE:
 FIREFLY VULCAN/PLUS/TITAN - CONTROL ZONE ELEVATION LOOKING ALONG PURLINS - SCREWED
DRAWING No.
 TBA/FLY/063

VERTICAL FIREFLY VULCAN FOR 1 HOUR - VERTICAL FIREFLY PLUS 60 FOR 2 HOURS TO EXTEND A MINIMUM OF 1.5 METRES FROM THE FIRE WALL IN BOTH DIRECTIONS AND TO EXTEND FROM HORIZONTAL FIREFLY TO FLOOR



SIDE FIX DETAIL - 25MM X 25MM X 0.5MM GALVANISED ANGLE FIXED AT 250MM MAXIMUM CENTRES CONTINUOUS

**FIREFLY VULCAN FOR 1 HOUR INTEGRITY - 15 MINUTE INSULATION.
 FIREFLY PLUS 60 FOR 2 HOURS INTEGRITY - 30 MINUTE INSULATION.
 FIREFLY BARRIERS ARE SYSTEM PRODUCTS WHICH INCLUDE THE SUPPORTING METAL ELEMENTS.**



A	NEW DRAWING
ISSUE	DESCRIPTION

ALL RIGHTS RESERVED, NO PART OF THIS DRAWING MAY BE USED, REPRODUCED, ALTERED, STORED IN A RETRIEVAL SYSTEM OR TRANSMITTED IN ANY FORM OR BY ANY MEANS WITHOUT THE PRIOR WRITTEN PERMISSION OF TBA TEXTILES LIMITED. COPYRIGHT 2008.



TBA TEXTILES LIMITED
 Unit 3
 Transpennine Trading Estate
 Gorrells Way, Rochdale
 OL11 2PX
 Tel: +44 (0)1706 758817
 Fax: +44 (0)1706 750256
 www.tbafirefly.co.uk

DRAWN:	SNC
CHECKED:	MT
APPROVED:	VF
SCALE:	NTS
DATE:	22/10/10

TITLE:
 FIREFLY VULCAN/PLUS/TITAN - CONTROL ZONE ELEVATION LOOKING ACROSS PURLINS - SCREWED.
DRAWING No.
 TBA/FLY/072

DO NOT SCALE

IF IN DOUBT ASK!



ALL EDGE FIXINGS USING 25MM X 25MM X 0.5MM GALVANISED ANGLE CONTINUOUS SECURED AT 250MM MAX CENTRES USING FIRE RATED FASTENERS WITH 100MM MIN FIREFLY OVERLAP

PURLINS

FIXING INTO DEFLECTION HEAD ONLY, NOT TO FIRE WALL

DEFLECTION HEAD INSTALLED TO BOTH SIDES OF FIRE WALL

CHANNELS FIXED TOGETHER AT 500MM CENTRES USING SPECIFIED FIREFLY FASTENERS.
TOP CHANNEL: 40MM X 40MM (UNSLOTTED)
LOWER CHANNEL: 40MM X 20MM

FIRE WALL

THIS IS CONTROL ZONE DETAIL.

FIREFLY FIXED AS SHOWN IN DRAWING, TO PURLINS AND DEFLECTION HEAD (FIREFLY WILL MOVE WITH ROOF WHICH IS FIXED TO DEFLECTION HEAD) AND RETURNED UP TO ROOF LINE. THE EDGE DETAIL TO EXTERNAL WALLS IS A CONTINUATION OF ROOF JOINT DETAIL. ALL FIXING DETAILS SHOWN ARE APPLICABLE TO ALL FIREFLY INSTALLATIONS. SEE OTHER DRAWINGS FOR FIXINGS.

FIREFLY VULCAN FOR 1 HOUR INTEGRITY - 15 MINUTE INSULATION.
FIREFLY PLUS 60 FOR 2 HOURS INTEGRITY - 30 MINUTE INSULATION.
FIREFLY BARRIERS ARE SYSTEM PRODUCTS WHICH INCLUDE THE SUPPORTING METAL ELEMENTS.



A	NEW DRAWING
ISSUE	DESCRIPTION

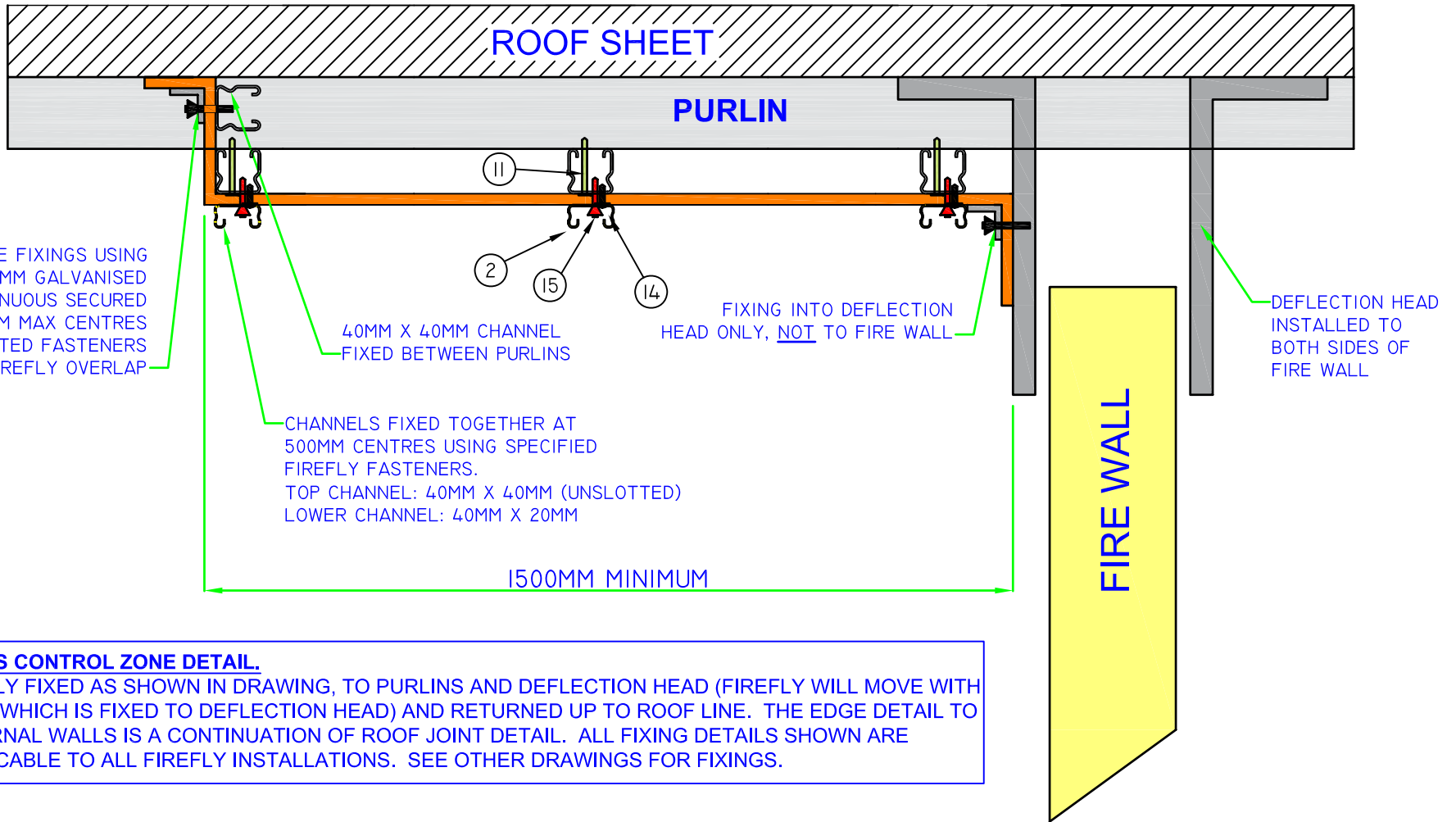
ALL RIGHTS RESERVED, NO PART OF THIS DRAWING MAY BE USED, REPRODUCED, ALTERED, STORED IN A RETRIEVAL SYSTEM OR TRANSMITTED IN ANY FORM OR BY ANY MEANS WITHOUT THE PRIOR WRITTEN PERMISSION OF TBA TEXTILES LIMITED. COPYRIGHT 2008.



TBA TEXTILES LIMITED
Unit 3
Transpennine Trading Estate
Gorrells Way, Rochdale
OL11 2PX
Tel: +44 (0)1706 758817
Fax: +44 (0)1706 750256
www.tbafirefly.co.uk

DRAWN:	SNC
CHECKED:	MT
APPROVED:	VF
SCALE:	NTS
DATE:	22/10/10

TITLE:
FIREFLY VULCAN/PLUS/TITAN CONTROL ZONE DEFLECTION HEAD - RUNNING WITH PURLINS - SCREWED.
DRAWING No.
TBA/FLY/073



THIS IS CONTROL ZONE DETAIL.

FIREFLY FIXED AS SHOWN IN DRAWING, TO PURLINS AND DEFLECTION HEAD (FIREFLY WILL MOVE WITH ROOF WHICH IS FIXED TO DEFLECTION HEAD) AND RETURNED UP TO ROOF LINE. THE EDGE DETAIL TO EXTERNAL WALLS IS A CONTINUATION OF ROOF JOINT DETAIL. ALL FIXING DETAILS SHOWN ARE APPLICABLE TO ALL FIREFLY INSTALLATIONS. SEE OTHER DRAWINGS FOR FIXINGS.



**FIREFLY VULCAN FOR 1 HOUR INTEGRITY - 15 MINUTE INSULATION.
 FIREFLY PLUS 60 FOR 2 HOURS INTEGRITY - 30 MINUTE INSULATION.
 FIREFLY BARRIERS ARE SYSTEM PRODUCTS WHICH INCLUDE THE SUPPORTING METAL ELEMENTS.**

A	NEW DRAWING
ISSUE	DESCRIPTION

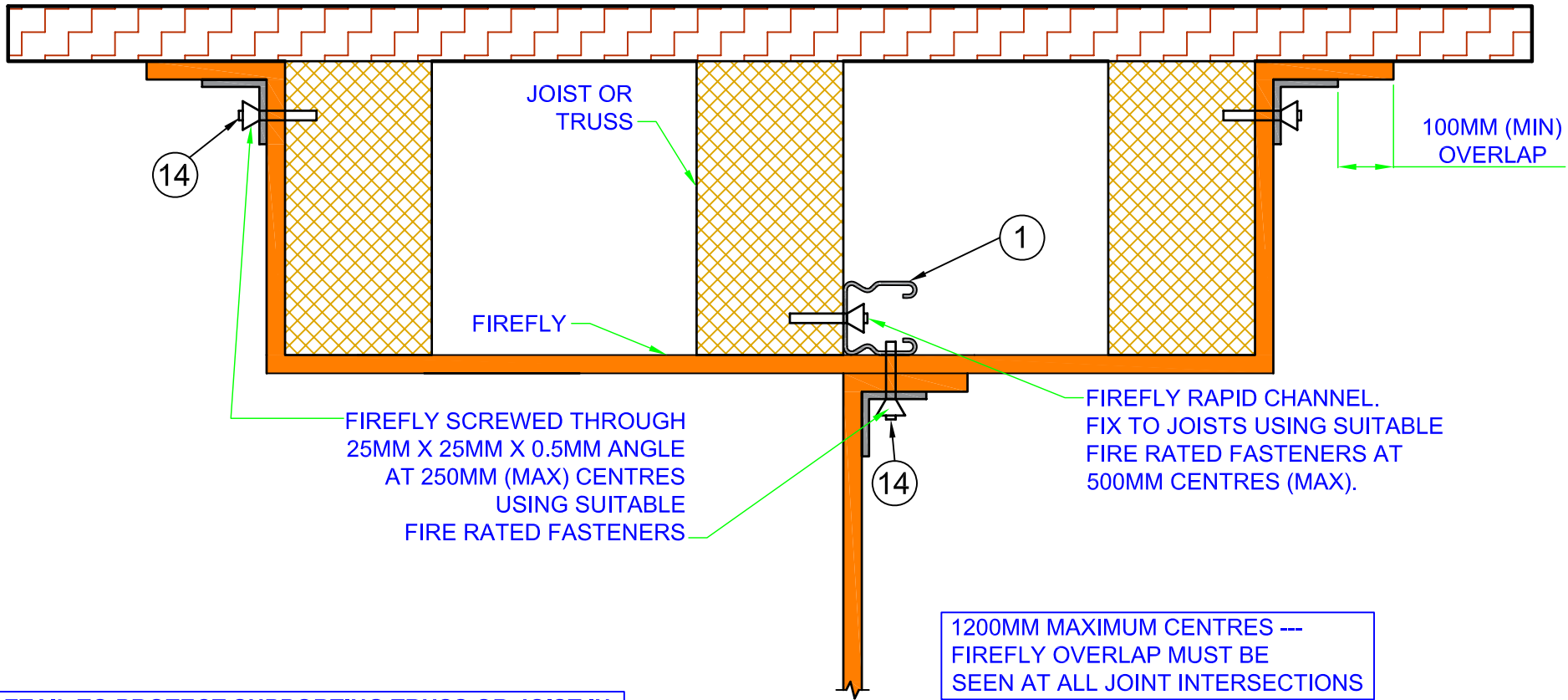
ALL RIGHTS RESERVED, NO PART OF THIS DRAWING MAY BE USED, REPRODUCED, ALTERED, STORED IN A RETRIEVAL SYSTEM OR TRANSMITTED IN ANY FORM OR BY ANY MEANS WITHOUT THE PRIOR WRITTEN PERMISSION OF TBA TEXTILES LIMITED. COPYRIGHT 2008.



TBA TEXTILES LIMITED
 Unit 3
 Transpennine Trading Estate
 Gorrells Way, Rochdale
 OL11 2PX
 Tel: +44 (0)1706 758817
 Fax: +44 (0)1706 750256
 www.tbafirefly.co.uk

DRAWN:	SNC
CHECKED:	MT
APPROVED:	VF
SCALE:	NTS
DATE:	22/10/10

TITLE:
 FIREFLY VULCAN/PLUS/TITAN - CONTROL ZONE DEFLECTION HEAD - RUNNING ACROSS PURLINS - SCREWED FIX.
DRAWING No.
 TBA/FLY/074



DETAIL TO PROTECT SUPPORTING TRUSS OR JOIST IN TIMBER CONSTRUCTIONS. THIS DETAIL CAN BE FROM HORIZONTAL TO VERTICAL OR VERTICAL TO VERTICAL

WARNING!
CONTRACTOR MUST ENSURE THAT SUPPORTS AND FIXINGS DO NOT FAIL AT THE REQUIRED LOADING OR SECTION CAPACITIES.



ALL RIGHTS RESERVED, NO PART OF THIS DRAWING MAY BE USED, REPRODUCED, ALTERED, STORED IN A RETRIEVAL SYSTEM OR TRANSMITTED IN ANY FORM OR BY ANY MEANS WITHOUT THE PRIOR WRITTEN PERMISSION OF TBA TEXTILES LIMITED. COPYRIGHT 2008.



TBA TEXTILES LIMITED
Unit 3
Transpennine Trading Estate
Gorrells Way, Rochdale
OL11 2PX
Tel: +44 (0)1706 758817
Fax: +44 (0)1706 750256
www.tbafirefly.co.uk

DRAWN:	SNC
CHECKED:	MT
APPROVED:	VF
SCALE:	NTS
DATE:	05/06/12

TITLE: FIREFLY VULCAN/
PLUS30/ PLUS 60/ TITAN --
CONTROL ZONE IN ROOF
UNDER TIMBER
DRAWING No.
TBA/FLY/088

ISSUE	DESCRIPTION
A	NEW DRAWING